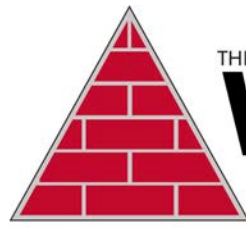


BUILDING PARTNERSHIPS FOR ENDURING RESULTS



THE
Witmer
Group

MASONRY • RESTORATION • WATERPROOFING • COATINGS



COMPANY PROFILE

1003 CORNERSTONE DRIVE
MOUNT JOY, PA 17552
717.653.1428

1120 NORTH CHARLES STREET,
SUITE 410
BALTIMORE, MD 21201
410.244.7077

35764 ATLANTIC AVE,
PO BOX 869
OCEAN VIEW, DE 19970
717.587.1021

SERVING PA, MD, DE, NJ, DC, VA



THE WITMER GROUP IS YOUR PARTNER

We understand complex construction projects and have completed countless successful projects. We collaborate with you to develop a plan that ensures your new building's exterior is expertly constructed and cared for throughout its lifecycle.

WHEN YOU PARTNER WITH WITMER

As your partner, our team of craftspeople uses their expertise at every step of the process. Through assessment, we ensure the quality of materials and the methods that are used to meet your standards. Our reputation for excellence has been proven by our ability to deliver quality results on time, every time. As your partner, we are committed to craftsmanship which is a direct result of our deep-rooted passion for continuous improvement, impeccable attention to detail, and a relentless pursuit of excellence.

GOING FURTHER WITH SAFETY

We know that the integrity of a project revolves around best practices in all areas, including safety and compliance. Our safety program goes above and beyond standard federal and local safety and health regulations. Because the risk of injuries, loss, and damage to property and equipment is simply not acceptable, our stellar safety record means peace of mind for you.

A COMMITMENT TO THE CRAFT

Craftsmanship is honed, refined, and perfected over time. We are committed to continuously educating and developing our team to enhance our craft. With more than 54 years of experience, we passionately strive to deliver superior craftsmanship so your building looks beautiful and – even more importantly – withstands the test of time.

TABLE OF CONTENTS

THE WITMER GROUP

- 2** THE WITMER GROUP'S HISTORY
- 3** ABOUT THE WITMER GROUP

SERVICES

- 5** MASONRY RESTORATION
- 8** INVESTIGATIVE SERVICES
- 11** INDUSTRIAL CONCRETE FLOOR REPAIR
- 14** CONCRETE COATINGS
- 17** WATERPROOFING & AIR VAPOR BARRIER
- 19** SEALANTS
- 21** NEW MASONRY

SAFETY AND TECHNOLOGY

- 24** SAFETY
- 25** EMPLOYEE INVESTMENT
- 27** SOCIAL MEDIA

CONTACT

- 28** CONTACT INFORMATION

THE WITMER GROUP'S HISTORY

1967 Witmer & McCoy founded

1971 Incorporated in the State of Pennsylvania.

1990 First large masonry project completed by the firm
(Pepperidge Farm manufacturing facility)

2000 Creation of Witmer Waterproofing, LLC. Expansion of services to include joint sealants, waterproofing, and air vapor barrier systems.

2008 Witmer & McCoy, Inc. rebranded to Witmer Masonry, Inc.

The Witmer Group, LLC created as parent company.

2011 Witmer Restoration, Inc. Expansion of services to include masonry restoration, concrete repair, and maintenance.

2017 Company celebrates 50 years in business.

2020 Company opens Maryland office.

2022 The Witmer Group adds Witmer Coatings to the family of companies.

1967



2024



ABOUT THE WITMER GROUP

Since 1967, The Witmer Group has maintained a solid reputation as one of the premier specialty contractors in Pennsylvania, Maryland, Delaware, New Jersey, and Virginia. We specialize in projects with intricate masonry designs requiring superior craftsmanship, knowledge, and skill. Our team has the operational resources and bonding capacity to handle complex masonry projects, restoration services, waterproofing, caulking, air/vapor barriers, and coatings. We have performed work for some of the nation's top construction managers. Our experts provide the highest customer service, quality, and attention to detail.

THE WITMER GROUP EXPERIENCE

The Witmer Group has plenty to offer. We are a local firm, with national recognition. In addition to being ranked among the largest 600 specialty contracting firms, our firm was recognized by Engineering News-Record.

Over the past decade, we have been recognized for numerous project excellence awards, including, but not limited to:

- The Burnside Bridge
- Charles L. Benton Building
- Franklin and Marshall College House
- Reading Hospital School of Health
- Messiah College Performing Arts Center

The Witmer Group, LLC has an established bonding program. Currently provided through the facility of the Hartford Fire Insurance Company. Hartford Fire Insurance Company has approved single projects of \$10,000,000-\$40,000,000 aggregate work program. Hartford Fire Insurance Company has an A.M. Best Rating of A+ (superior).

If given the opportunity, we will showcase why The Witmer Group has been unquestionably identified as the premier masonry contractor in the region.



SERVICES



THE WITMER GROUP

MASONRY RESTORATION

BRINGING EXISTING MASONRY BACK TO LIFE

BURNSIDE BRIDGE



WE KNOW THAT LONG-TERM RESTORATIVE SOLUTIONS NEED TO ADDRESS THE ROOT CAUSE.

This requires a high amount of developed understanding of various masonry materials, restoration best practices, regulations, external stressors, and structural blueprint. We provide all the information you need to make knowledgeable decisions about your building.

CHARLES L. BENTON BUILDING



RESTORATION SOLUTIONS

- Restoration of brick, stone, terra cotta, and architectural cast stone
- Cleaning of all concrete, masonry, and EIFS surfaces
- Resetting and repairing dimensional stonework
- Maintenance and preservation of concrete and masonry building elements
- Masonry staining and coloring
- Anchoring and stabilization of building facades
- Structural repair of masonry and concrete
- Repair of, and coatings for, concrete decks
- Consultation of rehabilitation and adaptive reuse of masonry structures

The Witmer Group has highly skilled and certified restoration experts that offer the most effective restoration strategies.

MASONRY RESTORATION

CERTIFICATIONS

Our team has received the following certifications including those from SWRI. (Sealant Waterproofing and Restoration Institute).

The certifications we obtain and the education our craftspeople receive are the foundation of our mission – to go above and beyond to be the partner you can trust.

CERTIFIED THROUGH SWR INSTITUTE

- Joint Sealants
- Sheet Membrane Flashings
- Elastomeric Coatings
- Water Repellents



CERTIFIED AND REGISTERED INSTALLERS THROUGH MANUFACTURERS OF THE FOLLOWING PRODUCTS:

conproco[®]
Matrix Repair Mortars

jahm
MASONRY REPAIR MORTAR


Jahn Mortars Cathedral Stone Products


SAINT-ASTIER
LA CHAUX, L'EXCELLENCE POUR LA VIE

St. Astier Lathomex Natural Hydraulic
Lime Mortars- LimeWorks

YEARLY SKILLS TRAINING:

- Installation of flashings
- Cleaning of masonry materials
- Application of coatings
- Stone carving
- Repointing of masonry
- Installation of sealants
- Proper techniques for removal and shoring of masonry material




MASONRY RESTORATION PROJECTS

“ABLE TO WORK THROUGH COMPLICATED SITUATIONS WITH RECOMMENDATIONS AND SOLUTIONS.” - SENIOR LIVING FACILITY VP



THE BENTON BUILDING

 2017 ABC Excellence in Construction Award Winner

Over the years, the fifteen-story building had deteriorated from natural elements and pollutants. Dark carbon stained the exterior and hundreds of small holes made way for rain water, wind, and even birds to enter the building. Our team handled cleaning, repairs, and water sealant, but faced several challenges due to the building's height and busy location. Swinging scaffolding was suspended by cables from the top of the building in order to clean every inch of the exterior and apply water repellent. Hundreds of deteriorated limestone panels at the base of the building were replaced with highly durable, polished granite.

ABC National 2017 Excellence in Construction Pyramid Award



THE FARM SHOW COMPLEX


 2022 ABC Keystone Excellence in Construction Merit Award Winner

The Main Hall of the complex, which was built in 1930, was the main focus of the restoration. The work consisted of extensive repointing of mortar joints and removal and replacement of large sections of brickwork. The brick that was removed was mostly salvaged and had the mortar removed for reuse in the repairs. Some of the large animal figures adorning upper portions of the façade were repaired, and some weighing thousands of pounds each were removed, repaired, and reset. Over 500 feet of large limestone coping stones were removed for installation of copper flashing, and then the pieces were reset in their original spots using a 200-ton crane for lifting. The seamless nature of the finished repairs testifies to the success of the Witmer crews.



ST. PAUL EVANGELICAL LUTHERAN


Completed in 1907, the original portion of St. Paul Evangelical Lutheran Church was designed to reflect the magnificence of European architecture. Over 100 years later, the church was facing structural and aesthetic damage and in need of repairs. The Witmer Group was part of the team that provided a building review and prepared a comprehensive design & repair plan. The Witmer team had to overcome safety and logistical concerns during the project, including the 85-foot high scaffolding and the church's busy location which forced street closings, modifications to pedestrian travel, and enclosures around the perimeter. The overall performance of The Witmer Group team, designers, and engineers was outstanding.



THE WITMER GROUP

INVESTIGATIVE SERVICES

UNCOVERING PROBLEMS OF PAST AND PRESENT



INVESTIGATIVE SERVICES AND HOW THEY CAN CONSERVE AND RESTORE.

Buildings may be built to last a lifetime, but for the given value of a lifetime, they'll inevitably require maintenance to restore strength, safety, and exterior beauty. Masonry requires routine inspections, issue-specific maintenance, and preventative measures to catch small problems before they escalate and become major costly repairs. Whether to preserve the historic significance of older buildings and structures or ensure that current ones are safe to use, inspections are necessary to verify that the walls/structure are performing as designed.

THE BUILDING ENVELOPE

Your building's first line of defense against environmental elements is the building envelope. Damage, which can range from minor to severe, can result from issues such as water infiltration, temperature variation, freeze-thaw cycles, acid rain, and ultraviolet radiation.

INVESTIGATIVE SERVICES **SOLUTIONS**

We will provide a detailed condition assessment of the building, a plan of action for required repair procedures, and a long-term maintenance plan. We review original design drawings and specifications, survey and test existing materials, assess material placement, suitability, and construction techniques, and review the adequacy of any previous repairs. Our investigators work together with engineers and design professionals to locate any structural deficiencies, forecast future vulnerabilities, and provide complete plans to mitigate, rectify, and strategize preventative measures. The investigative process we follow provides you with a clear understanding of the issues, including valuable information and recommendations to make the best decision for your building.

OUR INVESTIGATIVE SERVICES INCLUDE:

- Building assessment evaluation
- Invasive investigation of building components
- Water and air infiltration testing
- Laboratory testing of existing material
- Emergency stabilization and shoring
- Pedestrian protection systems
- Feasibility analysis
- Anchorage and condition assessments of building veneers
- Crack and deflection assessments
- Verification of reinforcing steel within concrete and masonry structures
- Testing of existing or newly installed anchorage
- Concrete/masonry core sampling
- Testing of existing and new sealants



INVESTIGATIVE SERVICES PROJECTS



LANCASTER LEAF TOBACCO CO.

The Lancaster Leaf Tobacco Company owners knew they had to take immediate corrective action when they discovered one of their buildings was in danger of collapse. The deteriorating building was constructed as a tobacco warehouse and processing facility. The solid masonry building served the company well for over 100 years. However, due to the construction processes of the early 1900s, the structure was not designed or built to withstand the stresses imposed on it by extreme loading, temperature fluctuations, the height of the building, and exposure to extreme weather conditions. Altogether, these stresses had led to the failure of the top twenty feet of the 280-foot-long wall. The Witmer Group was hired to restore the building to its original structural integrity and aesthetic appeal. Vigilant collaboration, strategic capability, and extraordinarily meticulous masonry work were the keys to the successful structural remediation of this building.



GUTHRIE LIBRARY

Guthrie Library consists of the original building built in the early 1900s and an addition completed in 2008. The new addition has experienced years of window and envelope leaks and failures from the roof to the foundation walls. Significant concerns were brought to our attention with the raised plaza deck and the membrane protection system installed within the concrete deck structure. Invasive inspection areas were opened up by the team at many critical areas where water was entering the building. Other opened areas such as the existing flashings, dampproofing, waterproofing membranes, anchorage and ties, and other critical components were also documented. The Witmer team collected, logged, and documented existing conditions and materials and reviewed existing documents prior to the invasive procedure stage. Our team also created a budgeted repair cost, acted as technical advisor for selective materials and installation methods, and performed as a professional witness on behalf of the owner as needed.



ADVANCED TECHNOLOGY AND HEALTH SCIENCE CENTER

at Pennsylvania College of Technology

The Witmer Group provided a complete facade assessment of the AHS Building. The Facade assessment focused on three significant issues where actions were needed to stop the ongoing damage to the many building features. The three critical areas of concern were delamination of the face shell of the utility-sized veneer brick, water infiltration at most of the second-floor window heads, and considerable settlement and damage at concrete sidewalks and entrance slabs on both the north and south elevation main entrances. There were 14 areas opened and investigated to review existing conditions of the building's backup system and establish the exact reasons for the building's failures. The overall assessment and designated action plan resolved all issues on the AHS Building and transformed the entire building for years to come.



THE WITMER GROUP

INDUSTRIAL CONCRETE FLOOR REPAIR

RESTORE YOUR FLOOR



NOT ADDRESSING DETERIORATION ISSUES CAN POTENTIALLY COST LOST TIME AND PRODUCTIVITY.

The Witmer Group will partner to help determine the causes of deterioration and will recommend only the most appropriate materials to make repairs. We follow through with the techniques necessary to achieve the most durable floor.

Typical types of deficiencies where we provide solutions:



Curling slab edges, rocking slabs, slab corner breaks, cracks, gouges, spalled joints, and joint fill separation:

These are maintenance issues that need to be addressed to prevent costly repairs and, more importantly, cause injury and damage to equipment.

Joint fill separation: With continued use, the separated fill will become more recessed, the spalling will spread outward from the joints, and the chips at the corners will grow.

Cracks: Cracks happen for several reasons. Although the repair can be straightforward, it's imperative to understand the root cause of the problem, as there may be an underlying issue requiring priority attention.

OUR PROCESS



DETERMINE THE CAUSE OF THE DETERIORATION.

Low filler profile; poor joint cleaning prior to filling; the wrong filler; no filler; differing slab elevations (creating slab curl); rocking slab conditions (the result of subgrade deficiencies or voids) - establishing a cause is necessary to properly repair the defect.



DEFINE THE EDGES, AND CLEAN THEM PROPERLY.

The #1 cause of joint failure is inadequate preparation. Edges must be ground to a minimum of 1/2" deep vertically, thoroughly cleaned, and dry to ensure long-term durability and structural stability of the repair.



SELECT THE APPROPRIATE REPAIR MATERIAL.

The frequency of traffic, vehicle loading, and vehicle types building temperatures, dry/cure time available, the width of the defect, and the structural condition of the floors all determine what materials are best to use. Choose the wrong material and the results will not be durable nor lasting.



THE FINISHED REPAIR IS FLUSH WITH THE FLOOR.

Without smooth and continuous transitions, repairs will not last. We overfill slightly, allow the material to cure into a solid, then shave or grind flush the overfill. A concave or "dished" repair/filler profile leaves joint edges exposed as impact points, and thus subject to deterioration under hard-wheeled traffic.

INDUSTRIAL CONCRETE FLOOR REPAIR PROJECTS




HARRISBURG, PA WAREHOUSE

A large 272,787 SF facility needed concrete floor repairs. The work was completed before the installation of equipment to provide a stable surface that would allow for material handling vehicles to run effectively, and most importantly have a flooring surface that is safe for employees.

The scope of work consisted of the following:

- Existing floor joint repair – Remove the existing filler and install new sand modified MM-80 joint filler.
- Crack Repair – Route out cracks and fill with MM-80 Epoxy joint filler.
- Surface Spalls / Defects – Remove the deteriorated concrete and patch with Armor Hard Rigid Epoxy Mortar.
- Joint Stabilization – inject high-density polyurethane foam for the correction of deflecting concrete slabs.




LINDENMEYR MONROE WAREHOUSE

Lindenmeyr Monroe, one of the largest fine paper merchants in the U.S., was experiencing floor joint damage in their 78,000+ square feet warehouse in Mount Joy, PA. Geological issues below grade and heavy forklift traffic above grade caused the floors to deflect and encounter some excessive floor joint damage. The Witmer Group was brought in to evaluate the damaged floor slab and remedy the situation thoroughly. A progressive solution was necessary to repair the existing damage and stabilize the floors for the future rigors of below grade and above grade stress. We combined multiple types of floor joint repair methods and floor slab stabilization techniques. One of the floor joint repair methods included epoxy mortars to rebuild the edges of the floor joints, preparing them for new joint fillers. Our team used a high-density foam injection technique to address the deflection of the concrete floor slabs. The owner and tenant of the facility are very pleased with the quality of work and our flexibility to complete the project during non-working hours to avoid disrupting their daily operations.

THE WITMER GROUP

CONCRETE COATINGS

DURABLE CONCRETE COATINGS FOR COMMERCIAL SPACES



HIGH-PERFORMANCE COATINGS AND RESURFACERS

The foundation of our expertise and craftsmanship lies in our understanding of the substrates for concrete floors as key to extending the life of a floor that supports smooth operations and productivity. Our capabilities go beyond the building's floors with versatile chemical polymer products that address challenges inside of the building. Witmer Coatings offers a variety of floor coating, and resurfacing, including urethanes, epoxy resurfacers, and chemical-resistant coatings.

WHY COAT YOUR FLOORS?

Well-maintained, attractive floors reflect professional excellence. They demonstrate a commitment to quality and your concern for a clean, safe facility for customers and employees. Coated floors eliminate concrete dusting. Increased brightness and light reflectivity contribute to more efficient lighting needs and cleaning costs.

WE USE THE MOST DURABLE PRODUCTS TAILORED TO MEET ANY TRAFFIC NEED:

- Environmentally responsible products such as Hi-Wear Urethanes
- Decorative Epoxy Quartz
- Chemical Resistant Coatings
- Urethane and Epoxy Coatings
- Resurfacers up to 1/4"
- Urethane Cement



THE WITMER GROUP

WATERPROOFING & AIR VAPOR BARRIER

PREVENT MOISTURE INTRUSION



YOU NEED TO PROTECT YOUR NEW OR EXISTING BUILDING FROM WATER AND MOISTURE DAMAGE.

Our certified installers are educated by the manufacturer directly. Because we know the specific methods and specifications, we install every Waterproofing and Air/Vapor Barrier system with the utmost precision.

The following list encompasses our certified and approved education by the top-rated product manufacturers.

CERTIFICATIONS



Waterproofing and Air Vapor Barrier systems



Carlisle Waterproofing and Air Vapor Barrier systems



A Minerals Technologies Company
Below Grade Waterproofing systems



Fluid Applied Certified
- Air Vapor Barrier Systems



Air Vapor Barrier Systems

APPROVED APPLICATOR



Waterproofing and Air Vapor Barrier Systems



Waterproofing and Air Vapor Barrier Systems



BASF Deck Coating Systems, Coatings, and Air Vapor Barrier Systems



Pecora Air Vapor Barrier Systems



Tremco Deck Coating Systems, Air Vapor Barrier Systems, Below Grade Waterproofing systems

WATERPROOFING, AIR/VAPOR BARRIER


SERVICES

ABOVE AND BELOW-GRADE WATERPROOFING SYSTEMS:

- Fully adhered sheet membrane waterproofing systems
- Mechanically attached sheet membrane waterproofing systems
- Fluid applied waterproofing systems
- Spray applied foundation and cavity wall dampproofing
- Spray applied clear water repellants
- Elastomeric coatings

AIR-VAPOR BARRIER SERVICES:

- Fluid applied systems
- Fully adhered sheet membrane systems
- Mechanically attached sheet membrane systems
- Vapor permeable systems
- Vapor impermeable systems



WATERPROOFING AND AIR VAPOR BARRIER PROJECTS



THE PROMENADE AT UPPER DUBLIN

The Witmer Group was awarded waterproofing, expansion joints, air vapor barrier, joint sealants, water repellents, and traffic coating for the entire complex. There are two main buildings and a parking garage that are situated on a 25-acre tract of land.

The Witmer Group installed over 1900 SF of cementitious waterproofing, 1500 SF of below-grade waterproofing, over 110,000 SF (about 2.5 acres) of air vapor barrier, 72,759 LF (nearly 14 miles) of joints sealants, approx. 6000 SF of traffic coating, 203950 SF of water repellent (over 4.5 acres), 300 LF of expansion joints.

The TWG team needed to start planning this project from bid time to make sure they could provide enough manpower to keep up with the project schedule.



MESSIAH ADMISSIONS AND WELCOME CENTER

The new Kim S. Phipps Admissions and Welcome Center will act as a centralized space for prospective students, offering a positive first impression of Messiah College as well as more offices for faculty and staff. The building will house admissions, financial aid, and registrar upon completion. The new building will sit in the middle of the campus in between Eisenhower Campus Center and Boyer Hall.

Work performed by The Witmer Group-

- 6,744 square feet of below-grade waterproofing
- 10,986 linear feet of air vapor barrier detailing
- 15,715 fluid-applied air vapor barrier
- 9,764 linear feet of joint sealants



WESTMINSTER PLACE SOUTH AT WINDY HILL VILLAGE

The elements of this project include leading-edge concepts that further establish our waterproofing services offerings and provide the level of expertise and knowledge our clients require. This new four-story building will be one of less than 50 buildings in the United States to incorporate "Passive House Design."

The work we performed included:

- Bituminous Dampproofing on below-grade foundation walls
- 29,000 SF – Fluid-applied AVB on exterior plywood sheathing
- Sealing 25,000 LF (approx. 5 miles) of sheathing joints and all fastener heads
- Applied 11,000 LF (approx. 2 miles) Liquid Flashing around openings and transitions
- Caulked 12,000 LF (approx. 2.3 miles) of joints

The project's testing was highly successful with airtight results.

THE WITMER GROUP

SEALANTS

SEALANTS PLAY AN IMPORTANT ROLE IN
PROTECTING YOUR INVESTMENT

OUR CERTIFIED PROFESSIONALS DELIVER THE PRECISE SERVICES YOU NEED TO HELP YOU FOR THE LONG TERM.

The life expectancy of joint sealants varies greatly, depending on environmental conditions, types of products used, and settlement of the structure over time. Life expectancy typically ranges from 5 to 10 years, while some may require repairs after only a few years.

Even when properly installed, joint sealants eventually crack and fail to allow unwanted moisture to penetrate the building envelope and potentially cause mold or unseen damage to the wall assembly. To prevent damage from occurring, joint sealants must be inspected and replaced as soon as they have failed.

APPROVED APPLICATOR

The following list encompasses the top-rated product manufacturers we work with.



Tremco Joint Sealants



DOWSIL™
silicones by



Hilti Firestop Sealants



Nelson Firestop Sealants



STI Firestop Sealants



Sika Joint Sealants



The Chemical Company
BASF Joint Sealants



Pecora Sealants



Expansion Joints

SEALANT PROJECTS



CONESTOGA CROSSINGS

The Crossings at Conestoga Creek is a Main Street-oriented mixed-use development that combines retail, hospitality, and multi-family residential components in a fun, pedestrian-friendly, open-air design. The Witmer Group provided joint sealant services on three buildings within the retail complex, that required multifaceted details and custom colors throughout the project.

The services provided:

- 8,954 linear feet in joint sealants
- EIFS to the dissimilar materials
- Sidewalk joints

Through extensive project planning and attention to detail, The Witmer Group provided the customer with an illustrious project.



RESIDENCE INN

The Residence Inn at The Crossings is a 5 story, 94,213 square foot hotel, that features 127 guestrooms and an indoor pool. The Witmer Group provided services on an extensive joint sealant package that included over 70,500 linear feet of installed material.

The services provided:

- Precast plank joints
- Swimming pool deck joints
- Window and door perimeters
- Masonry-related joints
- Sanitary sealants
- EIFS joints
- Storefronts

Through careful coordination with other trades and scheduling efficiency, The Witmer Group provided the customer with skilled craftsmanship, resulting in a superior installation.



RICHMOND SQUARE

Richmond Square was experiencing failures in the joint sealants on the exterior façade. Joint sealants are an integral component in keeping the building watertight. The joint sealants on the façade were installed during the original construction of the buildings and were near the end of their service life. The scope of work included the cut-out and recaulk of over 17,400 LF or nearly 3.5 miles of joint sealants on two large buildings and a bank.

The areas that were addressed were:

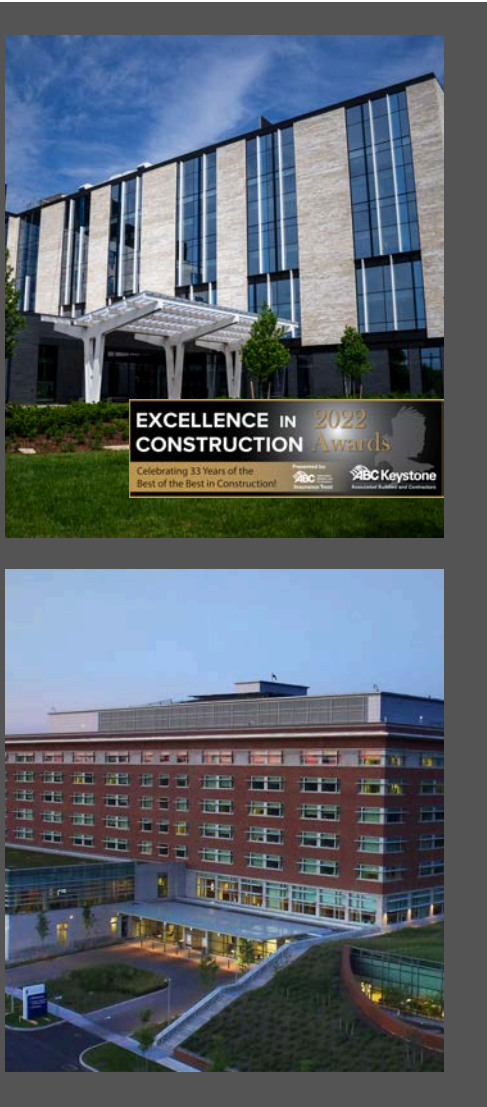
- Window and door perimeters, including the trim to dissimilar materials
- Trim boards to adjacent materials
- Brick Control Joints
- EIFS Expansion Joints
- Penetrations
- Soffits

The waterproofing team completed the project with little to no interruption from the tenants.

THE WITMER GROUP

NEW MASONRY

EXPERIENCE AND EXPERTISE MATTER



THE INTRICATE DETAILS OF OUR MASONRY WORK TELL A STORY OF EXTRAORDINARY CRAFTSMANSHIP.

Whether you're looking to create a project that portrays an old stately mansion or one displaying the strength of an organization through its complex masonry façade, our craftspeople have the expertise in the construction of varied and complex masonry projects. For more than half a century, architects, engineers, contractors, and owners have called on The Witmer Group to take on the most complex new masonry jobs working within the tightest of schedules (and even tighter budgets).


We work closely with all of the partners involved. From budgets and timelines to project completion, our team of skilled masons, tenders, and professional managers work to plan and execute a project safely and efficiently.

Whatever project you have in the works, if you want your building and investment to stand strong with outstanding masonry construction, call The Witmer Group today.

NEW MASONRY PROJECTS



LANCASTER MEDICAL CENTER

 2022 ABC Keystone Excellence in Construction Award Winner

The Penn State Health Lancaster Medical Center is a 341,000-square-foot acute care hospital that opened in the fall of 2022.

The Witmer Group provided masonry and waterproofing-related services at the Penn State Lancaster Medical Center. The masonry scope included masonry veneer for 350,000+ square feet, 60,000 sf two-story medical arts building and CMU walls within the parking structure, 395,000 norman brick, 80,000 sf of foil-faced polyisocyanurate insulation, and 6,700 standard gray CMU.

The waterproofing and caulking scope included 85,555 square feet of Carlisle Coatings and Waterproofing's Fire Resist 705 FRA, 6,389 linear feet of Pecora Corporations 890NST, and furnish and install 247 linear feet of Sika Emseal's - 2", 2.5" and 6" Seismic Colorseal. The Witmer Group provided highly skilled, talented, and resourceful crews who could quickly adapt to diverse challenges while satisfying safety, productivity, and quality.



MANHEIM TOWNSHIP MIDDLE SCHOOL

Manheim Township Middle School is a 245,000 SF building that is expected to serve 1,200 students with innovative learning environments and flexibility for future programs. Among its features are an open-concept main commons area and cafeteria, a black box theater, landscaped courtyard, outdoor classroom spaces, and a large gymnasium.

The scope of work consisted of:

- Int./Ext. load-bearing CMU walls, stair, and elevator shafts.
- Int./Ext. Utility Brick Veneer w/Precast Architectural Concrete window sills and interior column enclosures.
- Ext. CMU and Utility Brick Veneer site walls w/Precast Architectural Concrete wall cap.

Included:

- More than 350,000 CMU
- Nearly 240,000 Utility Brick
- More than 600 pieces of Precast Architectural Concrete weighing over 80 tons
- 2,500 yards of grout



MESSIAH COLLEGE PERFORMING ARTS CENTER

The Messiah Performing Arts Center is a 150,000 square foot addition and renovation to the existing Climenhaga Building at Messiah College. The addition consisted of a 1,200 person symphony hall, a 120 person recital hall, teaching studios, practice rooms, choral, instrumental, chamber rehearsal rooms, a recording studio, faculty offices, a library, lobby spaces, and auxiliary spaces. Renovations to the existing Climenhaga building included a new black box studio, new restrooms, and green rooms. The performing arts complex finished as a masonry masterpiece, but it did not come without challenges. It ranks high on the list as one of the most challenging projects that The Witmer Group has ever completed. The architectural complexity of the design, such as the radius walls and angled corners, steel bearing structure, wall heights, and the amount of interior masonry veneer, were a few of the challenges we faced.

SAFETY & EMPLOYEE TRAINING



SAFETY

SAFETY IS OUR #1 PRIORITY

Safety is everyone's concern. Our clients know that the integrity of their project revolves around best practices in all areas, including safety and compliance. We adhere to a safety program that minimizes the risk of injuries, loss, and damage to property and equipment, and we are proud to go above and beyond all applicable federal and local safety and health regulations. Our policies and procedures are proven successful with every project-specific safety plan we adhere to. Safety benefits us all. Never a shortcut - the well-being of our people comes before productivity.

THE WITMER GROUP IS COMMITTED TO TRAINING

The Witmer Group is firmly committed to the safety of our employees. We will do everything possible to prevent workplace accidents and provide a safe working environment for all employees.

- Two full-time employees dedicated to safety
- Certified safety committee
- Two-hour in-depth safety orientation for new hires
- The Witmer Center for Education- yearly training, Hydro-mobile, first-aid CPR, OSHA 30-hour, scaffolding swing and stage, silica, spill control, HAZCOM, and many more.
- Weekly audits and inspections
- Safety submittal, policies, procedures, job-specific, hazard analysis, etc.
- Industry-leading MOD rate





INVESTING IN OUR TEAM

The Witmer Group is committed to ensuring employees have access to learning, development, and training opportunities that enable them to be suitably knowledgeable and skilled to carry out their role within the company and to develop their talents. The Witmer Group is consistently upgrading its technology, improving communication, and upscaling its training program to invest in the future generation of craftspeople.

THE WITMER GROUP APPRENTICESHIP PROGRAM - INVESTING IN THE FUTURE

The Witmer Group participates in the Associated Builders and Contractors (ABC) masonry apprenticeship program. The program is designed to educate the next generation of craft professionals by combining classroom and hands-on training. Participants receive a comprehensive education over the tenure of their study, resulting in the skills that will lead to a rewarding and fulfilling career in masonry.



THE WITMER GROUP'S TRAINING PROGRAM

- Company Orientation
- Fall Protection
- Scaffoldings
- Conventional Frame Scaffold
- Hydro Mobile Mast Climber
- Suspension/Swing Scaffold
- First Aid CPR
- Blueprint Reading
- Suspension and Swing Stage
- Flashing Training
- Waterproofing Training
- OSHA 10 & OSHA 30
- Equipment (RTF, Aerial Lifts)
- Leadership/Development of Crew Leaders
- Specific Training on Materials
- Weekly Toolbox Talks
- & Many more





DISCOVER MORE

SOCIAL MEDIA & WEBSITE



FIND ALL YOU NEED TO KNOW ABOUT PROJECTS, SERVICES, EVENTS, AND MORE!

Scan the QR codes provided below to directly access our social media.



CONTACT INFO

SCAN THE QR CODE BELOW TO BE LINKED TO THE INDIVIDUALS CONTACT CARD.

SCOTT DUKE
Senior Director of Development



☎ 717-653-1428 ext. 46
Telephone

✉ SDuke@thewitmergroup.com



MASONRY RESTORATION AND INVESTIGATIVE SERVICES

ROGER DERR
Senior Vice President



☎ 717-653-1428 ext. 37
Telephone

✉ RDerr@thewitmergroup.com



WATERPROOFING, AIR VAPOR BARRIER, AND SEALANTS

ANDY BARNES
Vice President, Waterproofing



☎ 717-653-1428 ext. 41
Telephone

✉ ABarnes@thewitmergroup.com



CONCRETE COATINGS

JEFF NEAL
Division Manger, Coatings



☎ 717-653-1428 ext. 47
Telephone

✉ JNeal@thewitmergroup.com



NEW MASONRY SERVICES

HAROLD NOLL
Senior Estimator




☎ 717-653-1428 ext. 39
Telephone

✉ HNoll@thewitmergroup.com










THE
Witmer
Group

CONTACT US



1003 CORNERSTONE DRIVE
MOUNT JOY PA, 17552
717.653.1428

1120 NORTH CHARLES STREET, SUITE 410
BALTIMORE, MD 21201
410.244.7077

35764 ATLANTIC AVE, PO BOX 869
OCEAN VIEW, DE 19970
717.587.1021



WWW.THEWITMERGROUP.COM

